




proaqua.ru

**PROAQUA**<sup>®</sup>  
PIPE SYSTEMS SINCE 1997

**VALVES  
AND FITTINGS**



Contact details



# NEW SERIES OF STRENGTHENED BALL VALVES

new

 **PRO AQUA**  
PIPE SYSTEMS SINCE 1997



## Pro Aqua Valves

Strengthened full bore ball valves ProAqua have double reliability due to two levels of stuffing box sealing. It's design allows to repair the valve without dismantling.

If it's needed PTFE sealing can be flatted by turning of stuffing nut. Ball valves made of CW617N European standard brass and have ergonomic handle. Half-bodies of ball valves connected with 4 threads winding, which allow additional margin of safety.

The warranty for the new line of valves PRO AQUA is 5 years. The minimum life of the new model is 25 000 cycles. The standard service life of 30 years. New models have been successfully tested and are already in demand among professionals of the construction industry.



# Ball valves Pro Aqua

Russian engineers together with foreign experts developed and tested a new line of brass fittings under the Pro Aqua brand. Pro Aqua valves and fittings are designed to withstand the severe operating conditions in Russian utility systems. When developing models of ball valves, a number of changes were made that allow valves and fittings Pro Aqua to compare favorably with similar products on the market.

## Technical specifications


1	Trim leakage class	<b>A</b>
2	Standard service life	<b>30 years</b>
3	Minimum life	<b>25000 cycles</b>
4	Pipe nominal size, range of diameters Dy	<b>1/2" - 2"</b>
5	Nominal standard pressure Py (PN)	<b>2,5 - 4,0 MPa</b>
6	Class in terms of valve trim bore	<b>full-opening</b>
7	Temperature range	<b>-25 °C - 150°C</b>

# PRO AQUA®

PIPE SYSTEMS SINCE 1997

Position	Name	Material	Grade
A	Body	Nickel-plated brass	CW617N
B	Ball	Nickel-plated brass	CW614N
C	Seats	Tetrafluorethylene	PTFE
D		Tetrafluorethylene	PTFE
D1	O-rings	Ethylene-propylene rubber	EPDM
E	Mounting spool	Nickel-plated brass	CW614N
F	Nut	Stainless steel	AISI 304
G	Butterfly type handle	Aluminium	AISI7Mg

**Design  
and materials:**



## Full bore ball valves



### Full bore ball valve, red butterfly handle, M-F

Code	Body size	In box	In pack
FWB61-m15-f15x	1/2"	192	24
FWB61-m20-f20x	3/4"	96	12
FWB61-m25-f25x	1"	72	12
FWB61-m32-f32x	1 1/4"	36	6



### Full bore ball valve, red butterfly handle, F-F

Code	Body size	In box	In pack
FWB63-f15-f15x	1/2"	192	24
FWB63-f20-f20x	3/4"	120	15
FWB63-f25-f25x	1"	72	12



### Full bore ball valve, red butterfly handle, M-M

Code	Body size	In box	In pack
FWB67-m15-m15x	1/2"	160	20
FWB67-m20-m20x	3/4"	96	12
FWB67-m25-m25x	1"	72	12



### Full bore ball valve, straight, red butterfly handle, M-F

Code	Body size	In box	In pack
FWB65-m15-f15x	1/2"	120	15
FWB65-m20-f20x	3/4"	80	10
FWB65-m25-f25x	1"	36	6
FWB65-m32-f32x	1 1/4"	30	5



### Full bore ball valve, straight, white butterfly handle, M-F

Code	Body size	In box	In pack
FWB65-M15-F15XW	1/2"	120	15
FWB65-M20-F20XW	3/4"	80	10



### Elbow full bore ball valve, red butterfly handle, M-F

Code	Body size	In box	In pack
EWB69-m15-f15x	1/2"	90	15
EWB69-m20-f20x	3/4"	60	10
EWB69-m25-f25x	1"	32	4



### Full bore ball valve, red long handle, F-F

Code	Body size	In box	In pack
FWL51-f15-f15x	1/2"	150	25
FWL51-f20-f20x	3/4"	90	15
FWL51-f25-f25x	1"	60	10
FWL51-f32-f32x	1 1/4"	24	4
FWL51-f40-f40x	1 1/2"	36	6
FWL51-f50-f50x	2"	12	2



### Full bore ball valve, red long handle, M-F

Code	Body size	In box	In pack
FWL53-m15-f15x	1/2"	120	20
FWL53-m20-f20x	3/4"	90	15
FWL53-m25-f25x	1"	60	10
FWL53-m32-f32x	1 1/4"	30	5
FWL53-m40-f40x	1 1/2"	24	4
FWL53-m50-f50x	2"	12	2



### Ball valve with nozzle for hose, red long handle

Code	Body size	In box	In pack
EWL55-m15x	1/2"	90	15
EWL55-m20x	3/4"	60	10



### Full bore ball valve for connecting the temperature sensor, F-F

Code	Body size	In box	In pack
FWL61-f15-f15x	1/2"	72	12
FWL61-F20-F20X	3/4"	60	10



### Full bore ball valve with loose nut, butterfly handle, F-F

Code	Body size	In box	In pack
FWL69-f15-f15x	1/2"	96	12
FWB69-F20-F20x	3/4"	80	10



### Tree-way full bore ball valve, red long handle, F-F-F

Type	Code	Body size	In box	In pack
L	FWL55-f15-f15-f15x	1/2"	60	10
T	FWL57-f15-f15-f15x	1/2"	60	10
L	FWL55-f20-f20-f20x	3/4"	60	10
T	FWL57-f20-f20-f20x	3/4"	60	10



### Brass fitting

### Filter, F-F

Code	Body size	In box	In pack
STY-f15-f15x	1/2"	160	20
STY-f20-f20x	3/4"	120	20
STY-f25-f25x	1"	60	10
STY-f32-f32x	1 1/4"	40	5
STY-f40-f40x	1 1/2"	32	4
STY-f50-f50x	2"	12	2
STY-f65-f65x	2 1/2"	12	1
STY-f80-f80x	3"	8	1
STY-f100-f100x	4"	4	1



### Full bore ball valve with drainage and air vent, red long handle, F-F

Code	Body size	In box	In pack
FWL59-f15-f15x	1/2"	60	10
FWL59-F20-F20X	3/4"	60	10



### Pressure reducing valve

Code	Body size	In box	In pack
PRV-f15	1/2"	60	10
PRV-f20	3/4"	60	10
PRV-F25	1"	60	10



### Ball valve with drain connection, Male

Code	Body size	In box	In pack
EWL57-m15	1/2"	60	10



### Safety valve, F-M

Code	Body size	In box	In pack
SAV-m15 (1,5)	1/2" - 1,5 bar	60	10
SAV-m15 (3)	1/2" - 3 bar	60	10



### Air vent valve

Code	Body size	In box	In pack
AIR -m15	1/2"	48	1
AIR - m10	3/8"	48	1



### Strainer for check valves, Male

Code	Body size	In box	In pack
NET-m15	1/2"	552	92
NET-m20	3/4"	330	55
NET-m25	1"	168	28
NET-m32	1 1/4"	84	14
NET-m40	1 1/2"	72	12
NET-m50	2"	36	6
NET-m65	2 1/2"	32	1
NET-m80	3"	15	1
NET-m100	4"	15	1



### Cut-off valve for air vent valve

Code	Body size	In box	In pack
CVA-m15	1/2"	500	50
CVA-m10	3/8"	650	20



### Mini ball valve

Code	Body size	In box	In pack
MBV-m15-f15	1/2"	188	1



### Bleed screw

Code	Body size	In box	In pack
AIRm -m15	1/2"	1000	100



### Check valve with brass disc, F-F

Code	Body size	In box	In pack
CVH-f15-f15x	1/2"	240	30
CVH-f20-f20x	3/4"	176	22
CVH-f25-f25x	1"	90	15
CVH-f32-f32x	1 1/4"	72	12
CVH-f40-f40x	1 1/2"	36	6



### Mixer tap connection valve

Code	Body size	In box	In pack
ASV-m15-m15	1/2"	60	1



### Check valve with plastic disc, F-F

Code	Body size	In box	In pack
CVL-f15-f15x	1/2"	280	35
CVL-f20-f20x	3/4"	176	22
CVL-f25-f25x	1"	120	20
CVL-f32-f32x	1 1/4"	72	12
CVL-f40-f40x	1 1/2"	36	6
CVL-f50-f50x	2"	24	1
CVL-f65-f65x	2 1/2"	20	1
CVL-f80-f80x	3"	12	1
CVL-f100-f100x	4"	6	1



### Elbow valve, M-M

Code	Body size	In box	In pack
ESV-m15-m15	1/2" x 1/2"	60	1
ESV-m15-m20	1/2" x 3/4"	60	1